



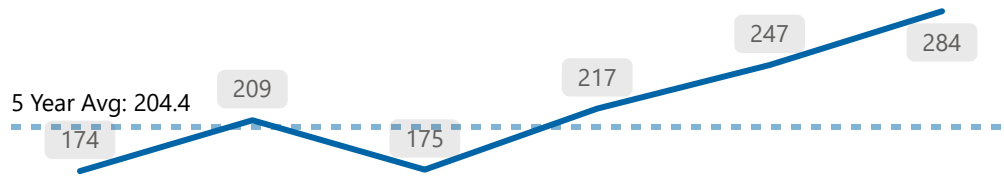
5 Year Trends

The following figures refer to data from 2018 - 2023. The total values refer to the total for 2023. The 5 Year average is calculated based on data from 2018 - 2022 (not including 2023).

Violent Crime



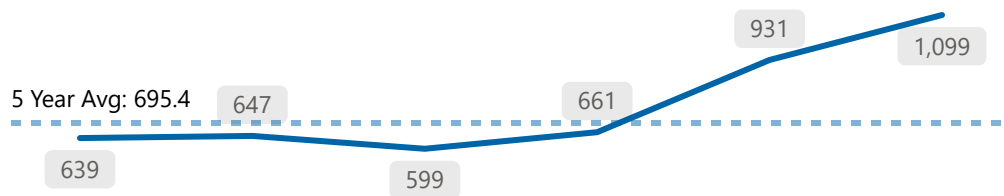
Total **284**
*Ward 9



Property Crime



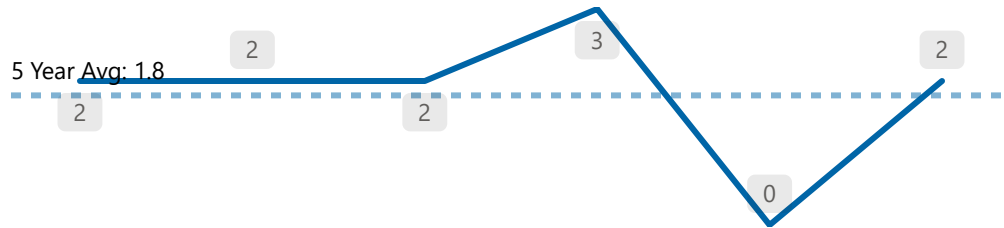
Total **1,099**
*Ward 9



Shootings



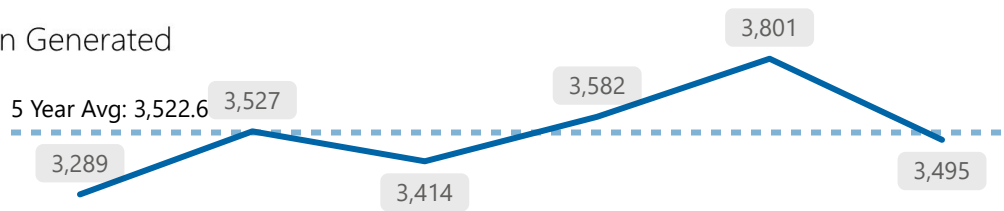
Total **2**
*Ward 9



Calls for Service *Citizen Generated



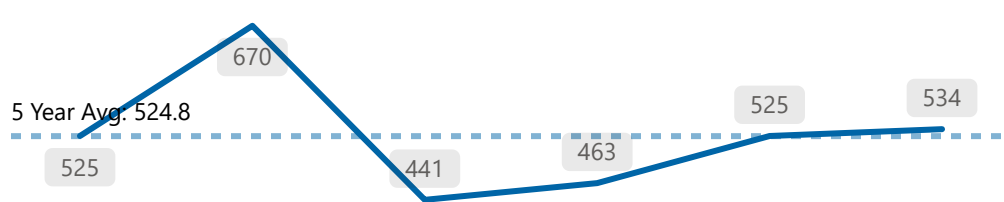
Total **3,495**
*Ward 9



Collisions



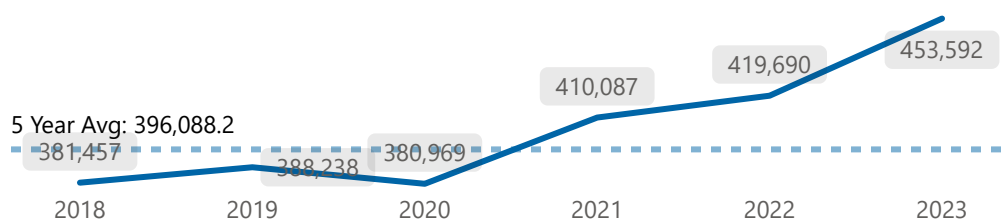
Total **534**
*Ward 9



911 Calls



Total **453,592**
*Service-Wide



Above 5 Year Average
 Below 5 Year Average
 Equivalent with 5 Year Average



The following figures refer to Ward 9, October 2024 data. Totals for This Year refer to 2024 YTD.



Crime Indicators

Total This Year **442**
 Total This Month **56**

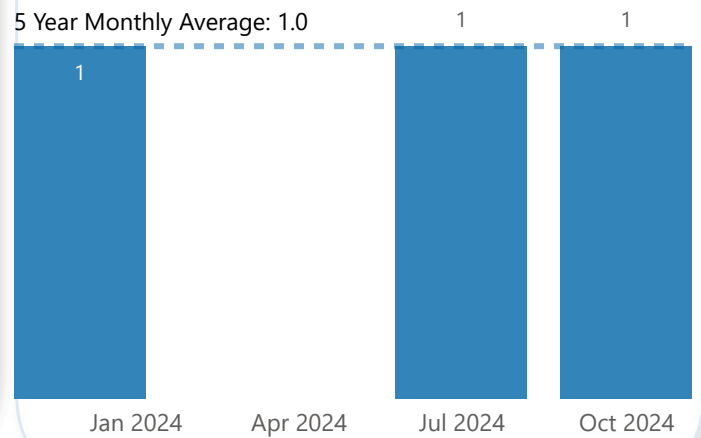
Crime Indicator	Total This Year	Total This Month
Assault	142	19
Auto Theft	115	19
Sexual Violation	30	7
Break And Enter	63	5
Theft From Auto	68	5
Theft Over	12	1
Homicide	1	
Robbery	11	



Shootings

Total This Year **2**
 Total This Month **1**

12 Month Shooting Trend

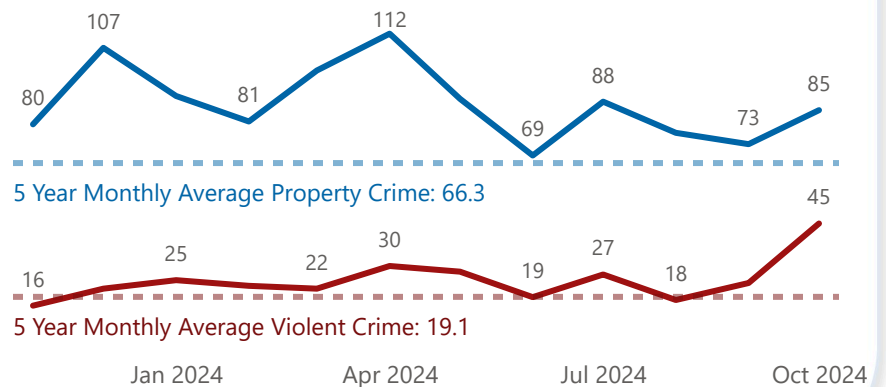


Violent Crime & Property Crime

12 Month Crime Trend

● Total Property Crime ● Total Violent Crime

Total Property Crime This Year **863**
 Total Property Crime This Month **85**
 Total Violent Crime This Year **261**
 Total Violent Crime This Month **45**



Above 5 Year Monthly Average
 Below 5 Year Monthly Average
 Equivalent with 5 Year Monthly Average



The following figures refer to Ward 9, October 2024 data.




Calls for Service

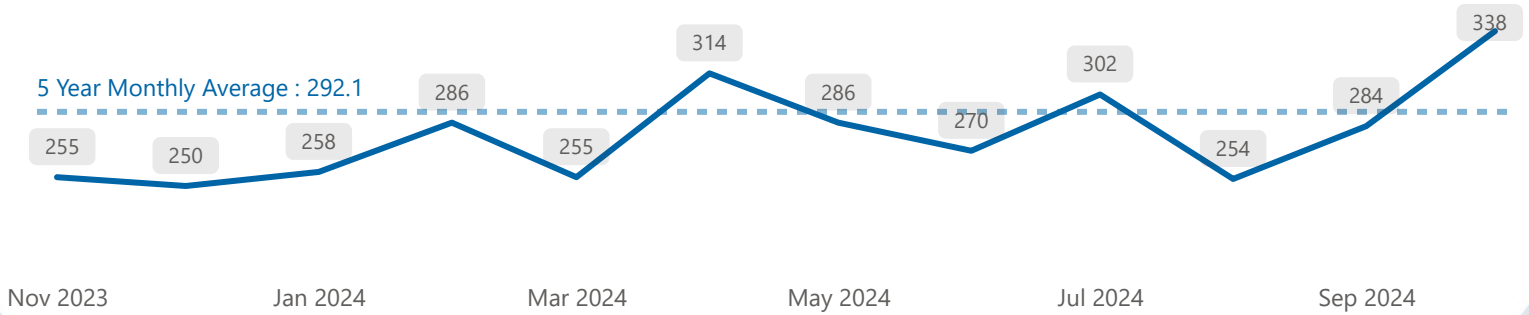
*Citizen Generated

Total This Year **2,847**
Total This Month **338**

Top 3 Monthly Event Types



12 Month CFS Trend



Nov 2023

Jan 2024

Mar 2024

May 2024

Jul 2024

Sep 2024



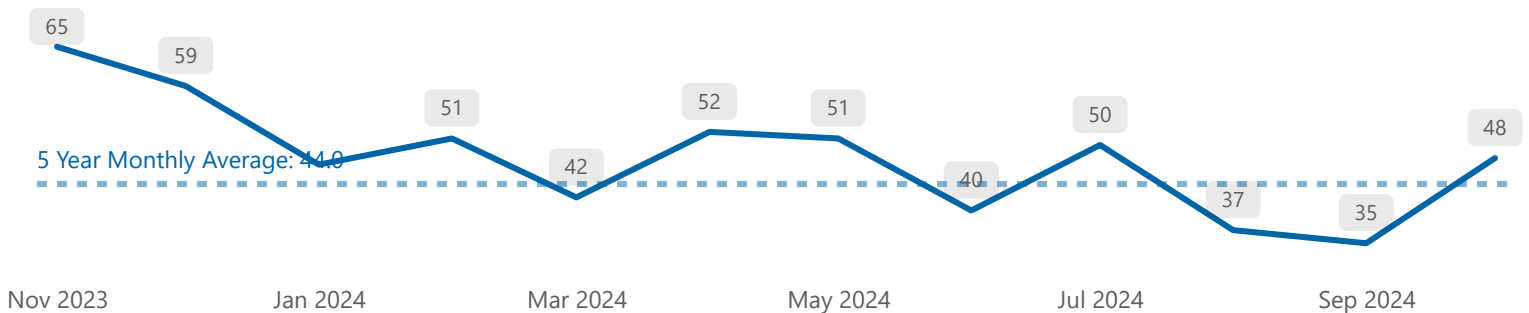
Collisions

Total This Year **453**
Total This Month **48**

Monthly Collision Types



12 Month Collisions Trend



Nov 2023

Jan 2024

Mar 2024

May 2024

Jul 2024

Sep 2024

Above 5 Year Monthly Average
 Below 5 Year Monthly Average
 Equivalent with 5 Year Monthly Average