



# 5 Year Trends

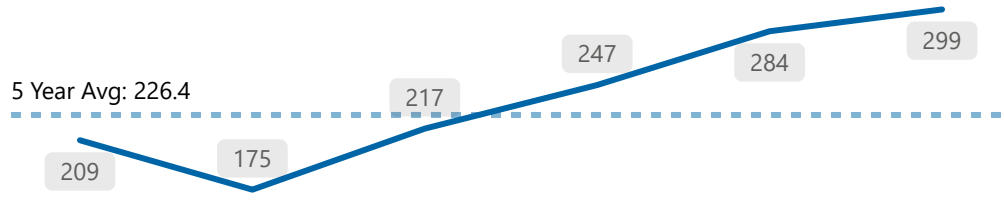
The following figures refer to data from 2019 - 2024. The total values refer to the total for 2024. The 5 Year average is calculated based on data from 2019 - 2023 (not including 2024).

## Violent Crime



Total  
**299**

\*Ward 9

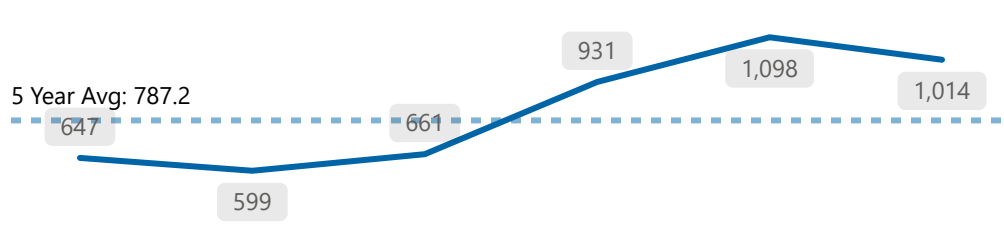


## Property Crime



Total  
**1,014**

\*Ward 9

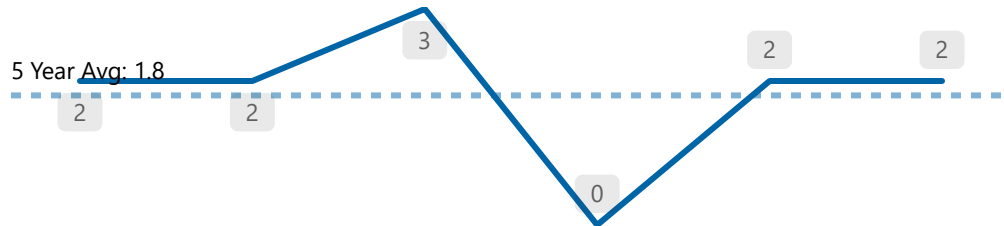


## Shootings



Total  
**2**

\*Ward 9

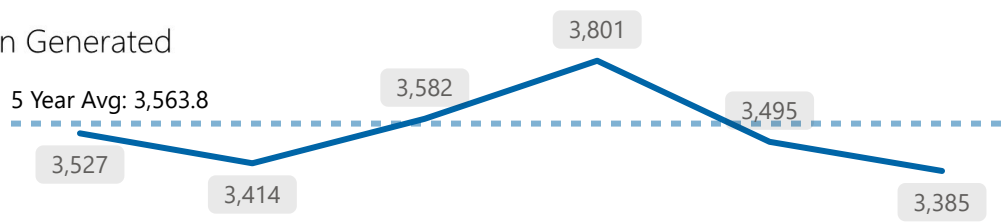


## Calls for Service \*Citizen Generated



Total  
**3,385**

\*Ward 9

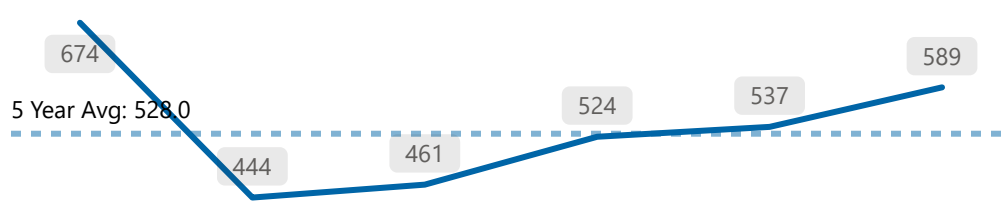


## Collisions



Total  
**589**

\*Ward 9

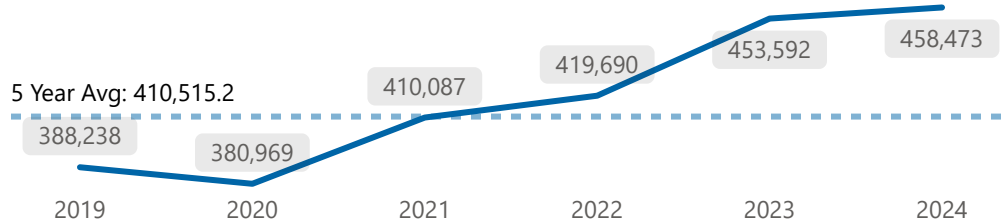


## 911 Calls



Total  
**458,473**

\*Service-Wide



- Above 5 Year Average
- Below 5 Year Average
- Equivalent with 5 Year Average



The following figures refer to Ward 9, June 2025 data. Totals for This Year refer to 2025 YTD.



### Crime Indicators

Total This Year **270**  
 Total This Month **57**

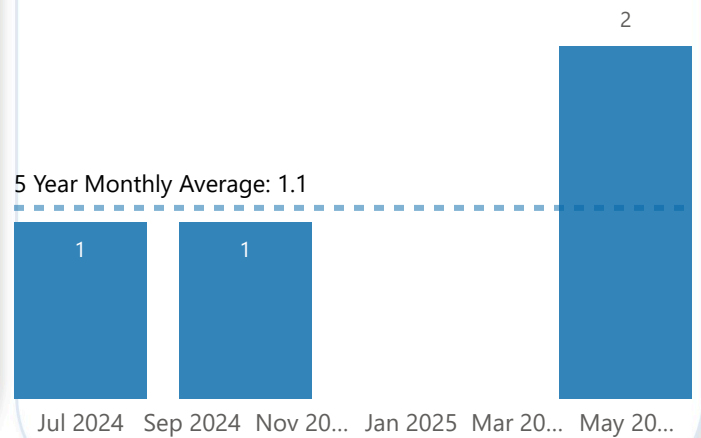
Crime Indicator	Total This Year	Total This Month
Assault	105	25
Auto Theft	75	11
Theft From Auto	34	8
Robbery	15	5
Break and Enter	17	4
Sexual Violation	19	3
Theft Over	5	1



### Shootings

Total This Year **2**  
 Total This Month

#### 12 Month Shooting Trend

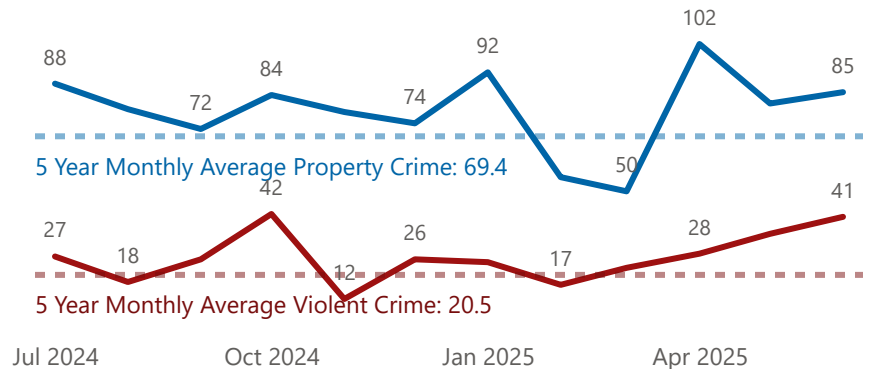


### Violent Crime & Property Crime

#### 12 Month Crime Trend

● Total Property Crime ● Total Violent Crime

Total Property Crime This Year **465**  
 Total Property Crime This Month **85**  
 Total Violent Crime This Year **169**  
 Total Violent Crime This Month **41**



Above 5 Year Monthly Average  
 Below 5 Year Monthly Average  
 Equivalent with 5 Year Monthly Average



The following figures refer to Ward 9, June 2025 data.



### Calls for Service

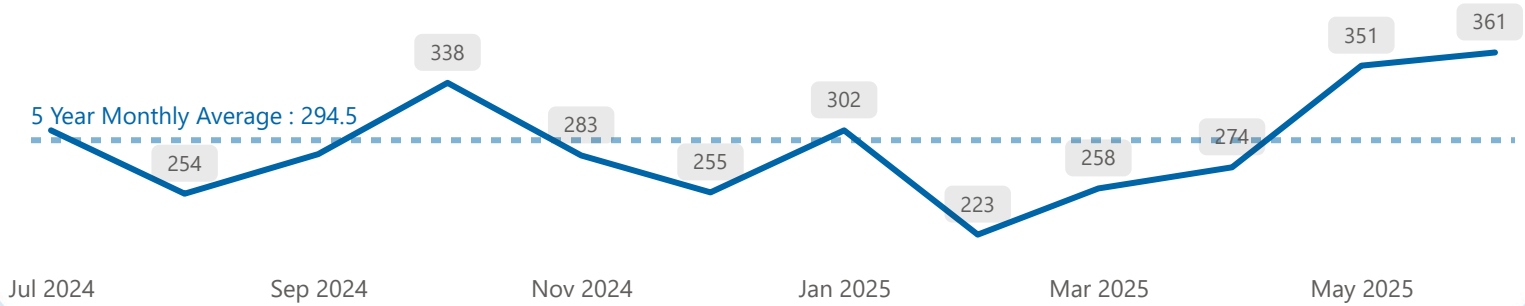
\*Citizen Generated

Total This Year **1,769**  
Total This Month **361**

### Top 3 Monthly Event Types



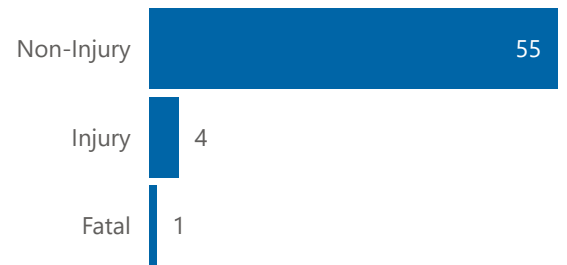
### 12 Month CFS Trend



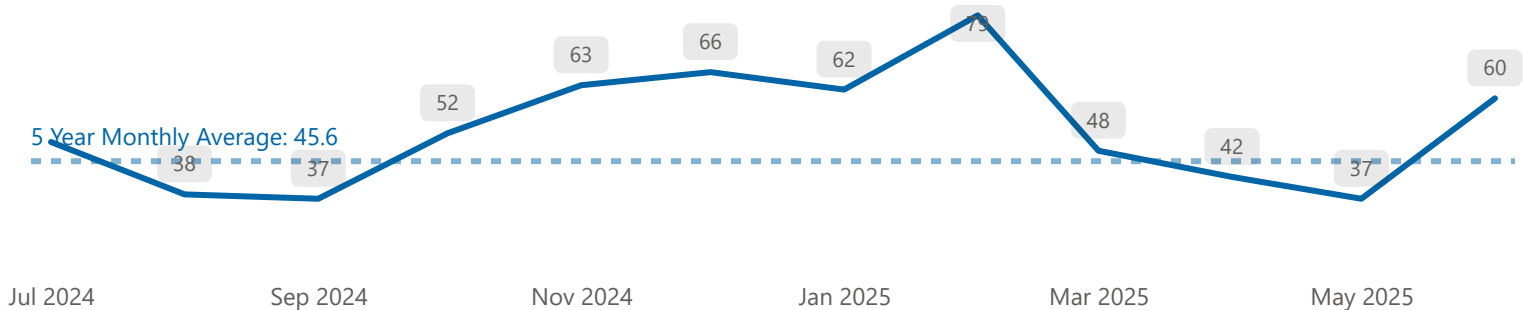
### Collisions

Total This Year **328**  
Total This Month **60**

### Monthly Collision Types



### 12 Month Collisions Trend



Above 5 Year Monthly Average  
 Below 5 Year Monthly Average  
 Equivalent with 5 Year Monthly Average